




2009 ANNUAL WATER QUALITY REPORT



PETER PITCHESS WAYSIDE HONOR RANCHO

PETER PITCHESS WAYSIDE HONOR RANCHO WATER QUALITY REPORT FOR CALENDAR YEAR 2009


Peter Pitchess Wayside Rancho (PPWHR) is pleased to provide you with the 2009 Annual Water Quality Report. PPWHR is committed to serving you a reliable supply of high quality water that meets State and Federal standards. Our on-going efforts include increasing the capacity and reliability of the water system and ensuring the quality of our water supply through rigorous water quality testing.

There are two drinking water quality standards, Primary and Secondary Drinking Water Standards. Primary Drinking Water Standards are set for substances that are thought to pose a health risk at certain levels and are enforceable by law. Secondary Drinking Water Standards are set for substances that do not pose a health risk and are intended to control the aesthetic qualities related to the public acceptance of drinking water. Secondary Standards are not enforceable by law. We are pleased to inform you that during all of 2009, your drinking water met all Primary and Secondary Drinking Water Standards.

This report is intended to provide you with a better understanding of your drinking water. It contains information about where your water comes from, how your water is treated and monitored, and what contaminants may be present in your water. Moreover, we have included source water assessments, results from our water quality testing, and general information about your drinking water.

Este informe contiene informacion muy importante sobre su agua potable. Traduzcalo o hable con alguien que lo entienda bien.





WATER QUALITY MONITORING

To ensure that water is safe to drink, the United States Environmental Protection Agency (USEPA) and the California Department of Public Health (CDPH) prescribe regulations that limit the amount of certain contaminants in water provided by public water systems.

To meet these regulations, PPWHR has contracted with the Los Angeles County Waterworks Districts (LACWWD) to oversee monitoring and reporting to comply with Federal and State water quality regulations. The LACWWD contracts with a State-certified laboratory to conduct all water quality analyses. The source water is tested for chemical, physical, radiological, and bacteriological parameters as required by Federal and State regulations. Additional organic and inorganic chemicals are tested but are not regulated.

Key locations within the distribution system have been selected to monitor water quality. Every week, the distribution system is tested for bacteria and disinfectant levels to ensure that you receive safe and high quality drinking water. The distribution system is also tested for color, odor, temperature, turbidity, and disinfection by-products monthly. All tests are conducted in a State-certified laboratory using Federally approved testing methods. Our contracted laboratory is equipped with state-of-the-art instruments capable of detecting contaminants at very minute quantities.



THE SOURCE OF YOUR WATER AND ITS TREATMENT

During 2009, the water served in PPWHR was supplied entirely from groundwater. The groundwater is extracted from the underlying basin by wells that are owned and operated by PPWHR. PPWHR also has an interconnection with the Castaic Lake Water Agency (CLWA). CLWA gets its water from the Sacramento River/ San Joaquin Delta via the State Water Project.

The interconnection with CLWA was not used in 2009.

Groundwater is not treated except for disinfection. Chlorine is added in controlled amounts to well water to kill any disease-causing microbes (germs) that could grow on the walls of the pipes that carry drinking water throughout the system. Surface water on the other hand is treated at CLWA treatment plants which employ coagulation, flocculation, sedimentation and filtration to purify the water. Filtration is important because besides making the water clear, it removes some germs that are difficult to kill. Finally, the water is disinfected to kill any remaining germs and to prevent their regrowth in the distribution pipes.

SOURCE WATER ASSESSMENT

A source water assessment was conducted for all of the active sources in the water system in August 2002. These wells are considered most vulnerable to the activities shown on the accompanying table, although no associated contaminants have been detected in the water produced by these wells.

Vulnerable Wells	Possible Contaminating Activities
WELL 01 (STANDBY)	WELLS — OIL GAS, GEOTHERMAL
WELL 02 (STANDBY)	WELLS — OIL GAS. GEOTHERMAL CHEMICAL/PETROLEUM PIPELINES
WELL 10	TRANSPORTATION CORRIDORS — FREEWAYS/STATE HIGHWAYS
WELL 15 (INACTIVE)	CHEMICAL/PETROLEUM PIPELINES
WELL 17	CHEMICAL/PETROLEUM PIPELINES
WELL 18R	CHEMICAL/PETROLEUM PIPELINES, FARM CHEMICAL DISTRIBUTION/APPLICATION SERVICE, PESTICIDE/FERTILIZER/PETROLEUM STORAGE & TRANSFER AREA. WELLS - AGRICULTURAL/IRRIGATION, OIL, GAS, AND GEOTHERMAL SOURCE

A copy of the complete assessment may be viewed at: CDPH Los Angeles District Office, 500 North Central Avenue, Suite 500, Glendale CA 91203, or by contacting Ms. Shu-Fang Orr at (818) 551-2004.

THE QUALITY OF YOUR WATER

Lead and Copper: The District is required to sample for lead and copper at specific consumer taps. The results for lead and copper are reported as the 90th percentile. The 90th percentile is the result that is greater than 90% of all the results.

If present, elevated levels of lead can cause serious health problems, especially for pregnant women and young children. Lead in drinking water is primarily from materials and components associated with service lines and home plumbing. The District is responsible for providing high quality drinking water, but cannot control the variety of materials used in plumbing components. When your water has been sitting for several hours, you can minimize the potential for lead exposure by flushing your tap for 30 seconds to 2 minutes before using water for drinking or cooking. If you are concerned about lead in your water, you may wish to have your water tested. Information on lead in drinking water, testing methods, and steps you can take to minimize exposure is available from the Safe Drinking Water Hotline or at <http://www.epa.gov/safewater/lead>.

Some people may be more vulnerable to contaminants in drinking water than the general population. Immuno-compromised persons such as persons with cancer undergoing chemotherapy, persons who have undergone organ transplants, people with HIV/AIDS or other immune system disorders, some elderly, and infants can be particularly at risk from infections. These people should seek advice about drinking water from their health care providers. USEPA/Centers for Disease Control (CDC) guidelines on appropriate means to lessen the risk of infection by *Cryptosporidium* and other microbial contaminants are available from the Safe Drinking Water Hotline (1-800-426-4791).

CONTAMINANTS THAT MAY BE PRESENT IN WATER

The sources of drinking water (both tap and bottled water) include rivers, lakes, streams, ponds, reservoirs, springs, and wells. As water travels over the surface of the land or through the ground, it dissolves naturally occurring minerals and, in some cases, radioactive material, and can pick up substances resulting from the presence of animals or human activity. Contaminants that may be present in source water include:

Microbial contaminants, such as viruses and bacteria, that may come from sewage treatment plants, septic systems, agricultural livestock operations, and wildlife.

Inorganic contaminants, such as salts and metals, that can be naturally occurring or result from urban stormwater runoff, industrial or domestic wastewater discharges, oil and gas production, mining, or farming.

Pesticides and herbicides, that may come from a variety of sources such as agriculture, urban stormwater runoff, and residential use.

Organic chemical contaminants, including synthetic and volatile organic chemicals, that are byproducts of industrial processes and petroleum production, and can also come from gas stations, urban stormwater runoff and septic systems.

Radioactive contaminants, that can be naturally occurring or be the result of oil and gas production and mining activities.

In order to ensure tap water is safe to drink, the USEPA and CDPH prescribe regulations that limit the amount of certain contaminants in water provided by public water systems. CDPH regulations also establish limits for contaminants in bottled water that provide the same protection for public health.

Drinking water, including bottled water, may reasonably be expected to contain at least small amounts of contaminants. The presence of contaminants does not necessarily indicate that water poses a health risk. More information about contaminants and potential health effects can be obtained by calling the USEPA's Safe Drinking Water Hotline (1-800-426-4791).



WATER QUALITY DATA

The table below lists all drinking water contaminants that were detected during the 2009 calendar year. The presence of these contaminants in the water does not necessarily indicate that the water poses a health risk. The District tests weekly for bacteria in the distribution system and none was detected during 2009. Trihalomethanes, haloacetic acids, and chlorine are also tested regularly in the distribution system and are reported below. The

State requires us to monitor certain contaminants less frequently than once per year because the concentrations of these contaminants do not change frequently. Some of the data, though representative of the water quality, may be more than one year old, which is indicated in the parameter.

PARAMETER	PHG or MCLG	MCL	CHLORINATED GROUNDWATER		TYPICAL SOURCE OF CONSTITUENT
			RANGE OF DETECTION	AVERAGE LEVEL	
PRIMARY DRINKING WATER STANDARDS					
INORGANIC CONTAMINANTS					
ARSENIC (ppb) (2008)	0.004	10	ND	ND	Erosion of natural deposits; runoff from orchards; glass and electronics production wastes
FLUORIDE (ppm) (2008)	1	2	0.7	0.70	Erosion of natural deposits; water additive that promotes strong teeth; discharge from fertilizer and aluminum factories
NITRATE (as NO ₃) (ppm)	45	45	3.06-4.55	3.92	Runoff / leaching from fertilizer use; leaching from septic tanks and sewage; erosion of natural deposits
RADIOLOGICAL CONTAMINANTS					
GROSS ALPHA PARTICLE ACTIVITY (pCi/L)	0	15	2.16-2.66	2.41	Erosion of natural deposits
RADIUM 226 (pCi/L)	0.05	5	0.03-0.14	0.09	Erosion of natural deposits
RADIUM 228 (pCi/L)	0.019	5	0.07-0.29	0.18	Erosion of natural deposits
URANIUM (pCi/L)	0.43	20	2.27-2.37	2.32	Erosion of natural deposits
SECONDARY DRINKING WATER STANDARDS					
TOTAL DISSOLVED SOLIDS (ppm)	NS	1000	607-810	709	Runoff / leaching from natural deposits
SPECIFIC CONDUCTANCE (µS/cm) (2008)	NS	1600	1289	1289	Substances that form ions when in water; seawater influence
CHLORIDE (ppm)	NS	500	64-73.4	67.8	Runoff / leaching from natural deposits; seawater influence
SULFATE (ppm) (2008)	NS	500	349	349	Runoff / leaching from natural deposits; industrial wastes
GENERAL PHYSICAL PARAMETERS					
TURBIDITY (units) (2008)	NS	5	0.23	0.23	Soil runoff
PARAMETER	PHG or MCLG	MCL	RANGE OF DETECTION	AVERAGE LEVEL	HEALTH EFFECTS
UNREGULATED CONTAMINANTS					
BORON (ppb) 2007	NS	NL=1000	510	510	The babies of some pregnant women who drink water containing boron in excess of the notification level may have an increased risk of developmental effects, based on studies in laboratory animals
GENERAL MINERAL CONSTITUENTS					
BICARBONATE ALKALINITY (ppm) (2008)	NS	NS	252	252	Leaching from natural deposits
CALCIUM (ppm) (2008)	NS	NS	112	112	Leaching from natural deposits
MAGNESIUM (ppm) (2008)	NS	NS	44	44	Leaching from natural deposits
SODIUM (ppm) (2008)	NS	NS	103	103	Leaching from natural deposits

PARAMETER	PHG or MCLG	MCL	CHLORINATED GROUNDWATER		TYPICAL SOURCE OF CONSTITUENT		
			RANGE OF DETECTION	AVERAGE LEVEL			
TOTAL HARDNESS (ppm) (2008)	NS	NS	460	460	Leaching from natural deposits		
pH (pH units) (2008)	NS	NS	7.88	7.88	Natural acidity/alkalinity of water		
DISTRIBUTION SYSTEM WATER QUALITY							
DISINFECTANTS & DISINFECTION BYPRODUCTS	MCLG or [MRDLG]	MCL or [MRDL]	RANGE OF DETECTION	HRAA	TYPICAL SOURCE OF CONSTITUENT		
TOTAL CHLORINE (ppm)	[4] as Cl ₂	[4] as Cl ₂	1.28-1.83	1.57	Drinking water disinfectant added for treatment		
TOTAL TRIHALOMETHANES (ppb)	NS	80	1.9-15.2	10.8	Byproduct of drinking water chlorination		
HALOACETIC ACIDS (ppb)	NS	60	ND-8.9	2.8	Byproduct of drinking water chlorination		
RESIDENTIAL TAP WATER QUALITY							
LEAD and COPPER	PHG	ACTION LEVEL	RANGE OF DETECTION	90th % LEVEL	NUMBER OF SITES SAMPLED	NUMBER OF SITES ABOVE ACTION LEVEL	TYPICAL SOURCE OF CONSTITUENT
COPPER (ppm)	0.17	1.3	0.11-0.12	0.12	20	0	Internal corrosion of household plumbing system; erosion of natural deposits; leaching from wood preservatives
LEAD (ppb)	2	15	ND	ND	20	0	Internal corrosion of household plumbing system; discharge from industrial manufacturers; erosion of natural deposits

TERMS AND ABBREVIATIONS USED IN THE WATER QUALITY DATA TABLE

Maximum Contaminant Level (MCL) is the highest level of a contaminant that is allowed in drinking water. MCLs are set as close to the PHGs and MCLGs as is economically or technologically feasible.

Maximum Contaminant Level Goal (MCLG) is the level of a contaminant in drinking water below which there is no known or expected risk to health. MCLGs are set by the USEPA.

Public Health Goal (PHG) is the level of a contaminant in drinking water below which there is no known or expected risk to health. PHGs are set by the California Environmental Protection Agency.

Maximum Residual Disinfectant Level (MRDL) is the level of a disinfectant added for water treatment that may not be exceeded at the consumer's tap.

Maximum Residual Disinfectant Level Goal (MRDLG) is the level of a disinfectant added for water treatment below which there is no known or expected risk to health. MRDLs are set by the USEPA.

Primary Drinking Water Standards (PDWS) are MCLs and MRDLs for contaminants that affect health along with their monitoring and reporting requirements, and water treatment requirements.

Regulatory Action Level (AL) is the concentration of a contaminant which, if exceeded, triggers treatment or other requirements which a water system must follow.

Treatment Technique (TT) is a required process intended to reduce the level of a contaminant in drinking water.

ppm = parts per million (milligrams per liter)
ppb = parts per billion (micrograms per liter)

pCi/L = picoCuries per liter
ppt = parts per trillion

N/A = Not Applicable
ND = None Detected

NS = No Standard
NL = Notification Level

HRAA = Highest Running Annual Average



BOTTLED WATER, HOME TREATMENT DEVICES, AND SOFTENERS

Bottled water need not be purchased for health reasons, since tap water meets the Federal and State drinking water standards. If taste is an issue, bottled water might be the answer, but keep in mind that it is over 1,000 times more expensive than tap water.

Installation of a home treatment unit is a personal matter. These devices are not required to make the water meet the Federal and State drinking water standards. In fact, if not properly maintained, these devices may actually cause water quality problems.

However, some people are concerned about the taste of their drinking water. If taste is an issue, then a home treatment unit might be appropriate. All units require maintenance and should be bought from a reputable dealer. They should also be tested and validated against accepted performance standards like those used by the National Sanitation Foundation (NSF).

Hardness in drinking water is caused by two non-toxic minerals: calcium and magnesium. Hard water reduces the amount of lather or suds produced by soap. Hard water also tends to leave deposits such as rings in the bathtub, scales on cooking pots and irons, and spots on glassware. At a hardness level above 120 milligrams per liter, a water softener might be considered to reduce deposits in the hot water system and to make washing easier. Distilled water may be used in place of drinking water in irons to prevent deposits.

Water softeners generally replace the non-toxic hardness minerals in the water with sodium. Although the amount of sodium produced is relatively insignificant in comparison to the sodium found in food, people with sodium restricted diets should consult their doctor or install a softener for their hot water supply only.




WATER CONSERVATION TIPS

"We all need to conserve water," is the resounding message from Mark Cowin, Director of the State Department of Water Resources. Despite recent storms California continues to face a water crisis resulting from the past three years of drought as well as environmental constraints. According to Mr. Cowin California's water shortage will continue this year. Water users are highly encouraged to make an extra effort to conserve water given the current condition of the region's water supply.

Every California resident can take these simple steps to save water and reduce our impact on the planet.

- **Adjust your sprinklers.** Up to 70 percent of residential water use goes to maintaining our yards. Try taking a minute or two off the timer.
- **Check your system.** Do a weekly check for broken or clogged sprinkler heads and replace them right away. Make sure you are watering your yard and not the driveway or sidewalk.
- **Fix those leaks.** Just a drip can waste more than 10,000 gallons per month. A leaking flapper on a toilet also increases flows at the water treatment plant.
- **Plant native species or drought-tolerant plants.** Many of the lawns and plants we use are not intended for the unique climate in Southern California.

Up to 70% of residential water use occurs outdoors. Make sure your sprinklers water the yard, not the sidewalk or street. Landscaping your yard and garden with California native and drought-tolerant plants is also a smart alternative for residents who want to have a beautiful garden and save water and money. These plants are accustomed to local weather and soil conditions and thrive with little summer watering. Using them not only saves water, but saves maintenance time and produces a habitat for native birds, beneficial insects and wildlife. The best time to plant native plants is between October and May each year.



PUBLIC PARTICIPATION AND CONTACT INFORMATION

The Los Angeles County Sheriff's Department welcome your comments and participation in the preparation of our Annual Water Quality Report. For questions or comments regarding water quality or this report, please contact Mr. Scott McIntyre at (661) 295-8025. To view this report on the internet, please visit the Los Angeles County Department of Public Works Waterworks website at <http://www.lacwaterworks.org/waterquality>.



To the Water Customer at:
Peter Pitchess Detention Center
29300 The Old Road
Castaic, CA 91384



Make every drop count in this drought. Visit www.lacwaterworks.org for rebate information and more water saving tips.